

QUANTUM ACCESS HATCH

BS 1



Quantum BS1 is the Rolls Royce of access hatches – a bespoke, low profile aluminium unit, designed for mounting onto all types of flat roof, especially aluminium and steel standing-seam roofs.

Featuring specially-designed clasps and locks, this hatch is ideally suited for situations where the highest levels of security must be maintained.

Quantum BS1 carries a full manufacturer's warranty.

PRODUCT INFORMATION

M.R. SITE SERVICES

The innovative design of Quantum BS1 Access Hatches provides a product range which meets the demands of specifiers and installers.

Construction

- Fully welded 3mm heavy gauge aluminium outer lid with 3mm aluminium inner skin.

Finish

- Supplied either mill-finished, powder coated to match BS/RAL specifications or painted using the PPG Duranar ADS paint system which meets or exceeds the durability and colour retention criteria of AAMA no 2605.

Fixing

- Dependant on roof type, either fixed to a welded aluminium standing seam soaker with fully insulated 150mm minimum aluminium upstand, or Roll-A-Flex installation into a steel roof or similar.

Mechanism

- Specially designed heavy-duty hinges.
- Gas assisted struts for ease of opening and closing.

Security

- High quality hinges, locks and clasps are fitted depending on individual requirements.

Weather sealing

- All Quantum Access hatches are fitted with rubber inner seals for weather and draught proofing.
- Externally, the joint between hatch and roof is either welded or sealed with Roll-a-Flex (see separate specification sheet).

Insulation

- 50mm thick rigid CFC and HCFC free insulation is sandwiched between the outer lid and inner skin to provide thermal insulation against condensation and heat loss.
- U-Value: 0.43 W/m² to BS3958: Part 5: 1986
- Sound reduction: 45db Rw in accordance with ISO 140-3: 1995.

Durability

- Strong and lightweight.
- Corrosion-free.

Dimensions

- Manufactured specifically to fit the required opening.

Weight

Approximately 36kg per square metre.

Maintenance

Should be inspected annually. See maintenance schedule.

Sales and after-sales support

- CAD (.dwg) files for direct import into your drawings can be provided.
- Call the sales office for more details.

M.R. Site Services Ltd

Unit 6 Worcester Trading Estate Blackpole Worcester WR3 8HR England

t: +44(0)1905 755055 f: +44 (0)1905 755053 e: welding@mrsiteservices.co.uk

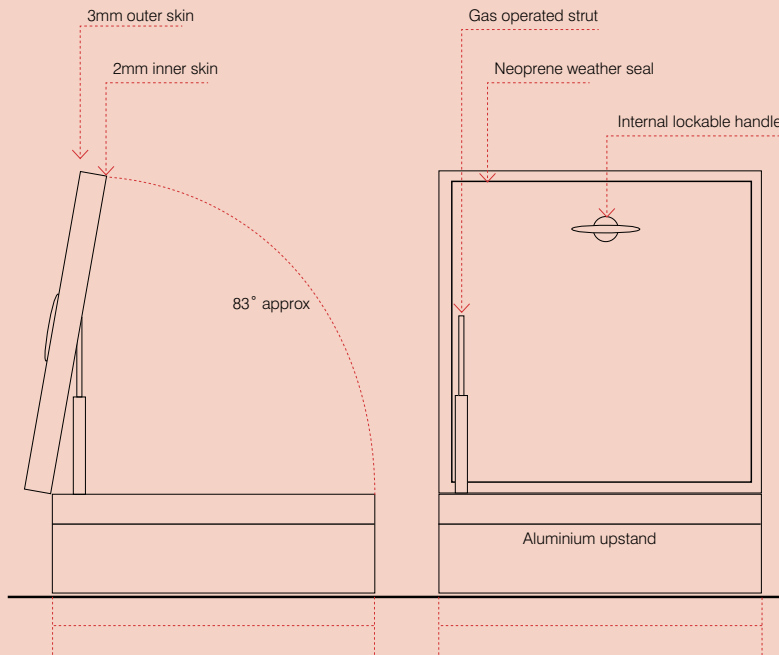
www.mrsiteservices.co.uk

QUANTUM ACCESS HATCH

PRODUCT INFORMATION

M.R. SITE SERVICES

BS 1 DIMENSIONS



Quantum Access Hatches

The Quantum BS1 Access Hatch allows two-way access to and from the interior of the building and provides a quick easy and safe method for the inspection, and routine maintenance, of all roof mounted equipment, machinery and services.

Can be made lockable from both inside and outside with heavy-duty secure fittings, this model is particularly suited for use in warehouses, vaults, prisons and other establishments where the highest levels of security are necessary.

Fire resistance

Quantum access hatches are available Non Fire Rated, One, Two or Three Hour Fire Resistance for integrity to BS476: Parts 21 and 22: 1987.

Options

To allow light into the interior, a version with a clear polycarbonate lid is available. See separate specification for Quantum CD 1 Access Hatch.

M.R. Site Services Ltd

Unit 6 Worcester Trading Estate Blackpole Worcester WR3 8HR England

t: +44(0)1905 755055 f: +44 (0)1905 755053 e: welding@mrsiteservices.co.uk

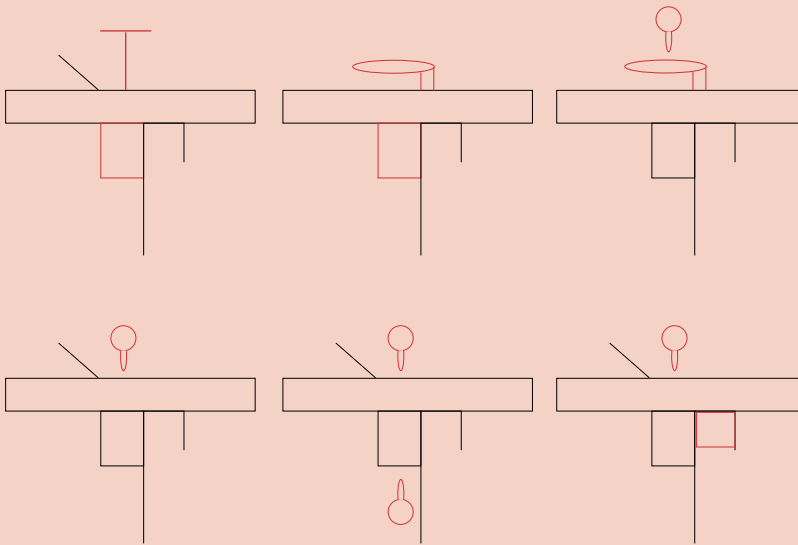
www.mrsiteservices.co.uk

QUANTUM ACCESS HATCH

PRODUCT INFORMATION

M.R. SITE SERVICES

LOCKS AND CATCHES



Quantum Access Hatch security

A wide range of locks and catches is available for Quantum Access Hatches, depending on model.

Standard cablock

Allows opening from inside only.

Standard cablock with internal hasp and staple

Allows opening from inside only, but with a higher degree of security

Standard cablock and tee key

Allows opening from inside and outside.

Standard cablock and non-locking external handle

Allows opening from inside and outside.

Standard cablock and external handle

Allows opening from inside and outside. Opening from inside is only possible once the external handle is unlocked.

European deadlock

Allows opening from inside with a thumb turn catch and from outside with a key.

European deadlock

Allows opening from inside and outside with one key.

Electromagnetic locking

For use in conjunction with push button, fire alarms and key switches.

M.R. Site Services Ltd

Unit 6 Worcester Trading Estate Blackpole Worcester WR3 8HR England

t: +44(0)1905 755055 f: +44 (0)1905 755053 e: welding@mrsiteservices.co.uk

www.mrsiteservices.co.uk




QUANTUM ACCESS HATCH

PRODUCT INFORMATION

M.R. SITE SERVICES

ASSOCIATED PRODUCTS



Roll-a-Flex

Roll-a-Flex is a proven, fully reinforced, liquid waterproofing system for use on any roofing material, profile or surface finish, or where welded joints are impractical.

Roll-a-Flex offers first-class fire-resistance, can be coloured to match existing materials and is guaranteed for 10 years. Contact the sales office for further information.



Safety rails

Certain locations and situations demand extra protection around access hatches, particularly in areas where high winds or icy conditions prevail.

The Quantum product range includes a family of tubular or square section handrails, manufactured to BS 5395-3: 1985.

M.R. Site Services Ltd

Unit 6 Worcester Trading Estate Blackpole Worcester WR3 8HR England
t: +44(0)1905 755055 **f:** +44 (0)1905 755053 **e:** welding@mrsiteservices.co.uk
www.mrsiteservices.co.uk



QUANTUM ACCESS HATCH

PRODUCT INFORMATION

M.R. SITE SERVICES

MAINTENANCE SCHEDULE

Access onto Roof

- All maintenance personnel must use approved access equipment and safety harnesses where appropriate at all times.

Inspection

- The access hatch should be inspected annually by suitably qualified personnel to test for accidental damage, evidence of tampering and for build up of dirt and debris.
- It may be necessary to inspect the access hatches more frequently depending on the location or environment.
- Any damage must be repaired forthwith. Loose debris such as leaves should be removed.
- Sedimentary deposits (mud, dirt, bird dropping etc) should be removed immediately otherwise permanent staining and corrosion may occur.
- Should it be necessary to remove any part of the access hatch for replacement then this should only be carried out by suitably qualified personnel. If this is necessary, suitable weatherproofing and security measures must be put in place.

Cleaning

- Where the access hatch requires cleaning then it should be washed down with fresh water using a hose and soft bristle brush.
- In areas where heavy industrial deposits dull the surface a solution of fresh water and good quality household detergent or proprietary cleaner may be applied to ensure a thorough cleaning.
- For household detergents, use a 10% solution.
- A thorough rinse with clean fresh water must follow the wash.

Caution:

- When cleaning, the following points should be noted:
- Stronger concentration of cleaners than those recommended can damage the aluminium or polycarbonate.
- Rinse thoroughly to remove all detergents after cleaning.
- Wire brushes, steel wool, abrasives or cleaning tools which abrade the aluminium surface must not be used.
- If the Access Hatch has a polycarbonate cover, do not clean with solvents or with cleaners containing high alkaline contents.

M.R. Site Services Ltd

Unit 6 Worcester Trading Estate Blackpole Worcester WR3 8HR England
t: +44(0)1905 755055 f: +44 (0)1905 755053 e: welding@mrsiteservices.co.uk
www.mrsiteservices.co.uk